

4

3

2

SIZE
C

DWG NO

227C5177

SH

1

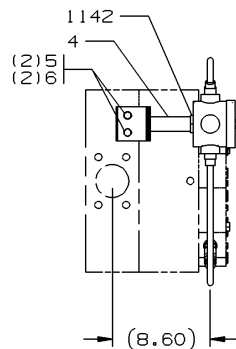
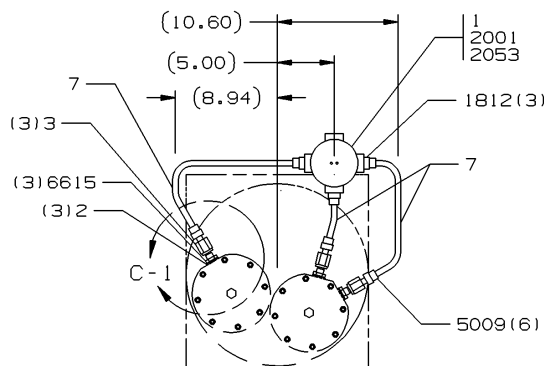
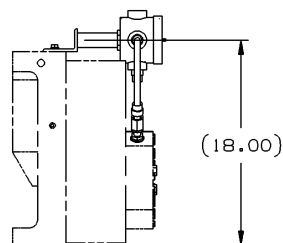
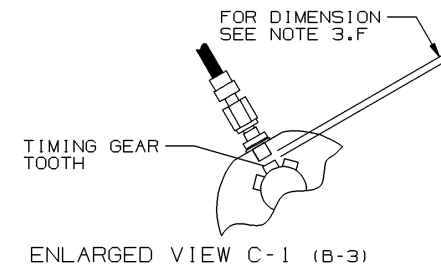
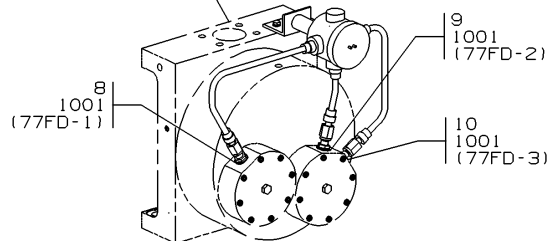
REV

A

1

NOTES:

1. SEE ITEM 3
2. REF MLI 1651 FOR NP INFORMATION G3 ONLY

FLOW DIVIDER
LIQUID FUEL
(MLI 0613)JB384
TERMINAL BOARD
"A" POSITION

77FD-1	WHITE	1
	BLACK	2
77FD-2	WHITE	3
	BLACK	4
77FD-3	WHITE	5
	BLACK	6

WIRING DIAGRAM

3	NOTES	351A9545
2	TUBE & FITTINGS ASSY	215A4435
1	APPLIED PRACTICES	348A9200
IT.	NOMENCLATURE	IDENT

LIST OF COMPLEMENTARY DOCUMENTS

	GE Power Generation	GENERAL ELECTRIC COMPANY GAS TURBINE Greenville, SC
--	---------------------	---

FLOW DIVIDER &
MAG PICKUP

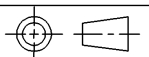
FIRST MADE FOR ML-7A1PEA1-13 0508

SIZE	CASE CODE	DWG NO
C		227C5177

SIM TO:	NONE	SCALE	NONE	SHEET	1
---------	------	-------	------	-------	---

G1 FLOW DIVIDER WITH
MAG. PICKUPS INSTALLEDG2 NEW NAMEPLATE MAT'L
OWSA G1G3 NO NAMEPLATES (PTS. 8,9,10)
OWSA G1 (SEE NOTE 2)

THIRD ANGLE PROJECTION



4

DT-1N

3

2

1

DB-33

SIZE
CDWG NO
227C5177SH
1REV
ADISTR
TO